



# Labconco Blood Drawing Chairs



*Protecting your  
laboratory environment*

**LABCONCO®**



## Labconco Blood Drawing Chairs

**Elevated seat** reduces back strain for the technician.

**Ten year warranty** on materials and workmanship.

**Gas-assist arm lift mechanism** aids the padded arm to the upright-vertical position and holds it stationary. It also helps to safely and gently lower the padded arm.

**Ergonomically designed padded arm** is contoured and angled at 10° to support the patient's arm in a fully extended position for easier venipuncture. The padded arm is molded urethane foam with an integral coating that cleans easily and withstands disinfection with alcohol or bleach.

**Durable chair is constructed for long life.**

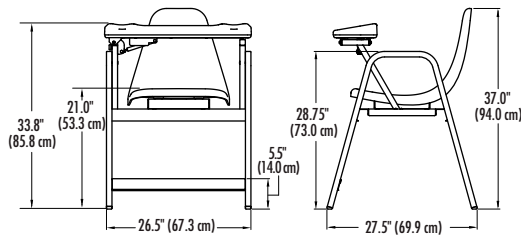
Chair seat is made of strong, scratch resistant, molded nylon-filled polyester. The welded frame of one-inch square steel tubing and formed supporting channels are powder coated for chemical resistance.

**Optional storage cabinet** has a slide-out tray with inside dimensions of 14" w x 20.25" d. The tray is removable for cleaning. The padded urethane cabinet top has a dished compartment for safe placement of test tubes and other blood drawing supplies. On Model 1120110 Blood Drawing Chair with Cabinet, the cabinet placement is interchangeable from the left side to the right side of chair.





## Labconco Blood Drawing Chairs

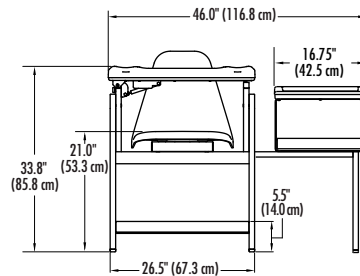


FRONT

SIDE

### 1120010 Blood Drawing Chair

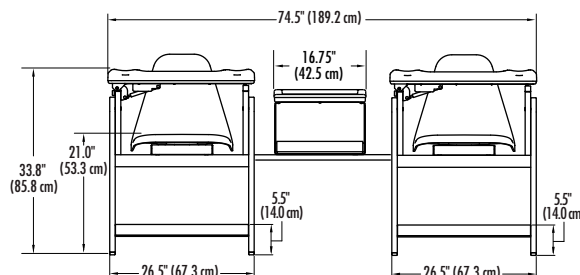
26.5" wide x 27.5" deep x 37.0" high (67.3 cm x 69.9 cm x 94.0 cm). Includes compression-molded, nylon-filled polyester chair, glacier white powder-coated one-inch square tubular steel frame, type 304 stainless steel foot rest, and molded urethane padded arm with integral coating and gas-assist arm lift mechanism. Seat clearance: from chair back to armrest is 14.75" (37.5 cm) deep and from chair seat to armrest is 11.25" (28.6 cm) high. 10 year warranty on materials and workmanship. Weight capacity is 450 lbs. (204 kg). Shipping weight 58 lbs. (26 kg). **ΔWARNING:** Cancer - P65Warnings.ca.gov (California only)



FRONT

### 1120110 Blood Drawing Chair with Storage Cabinet

46.0" wide x 27.5" deep x 37.0" high (116.8 cm x 69.9 cm x 94.0 cm). Includes compression-molded, nylon-filled polyester chair, glacier white powder-coated one-inch square tubular steel frame, type 304 stainless steel foot rest, and molded urethane padded arm with integral coating and gas-assist arm lift mechanism. Seat clearance: from chair back to armrest is 14.75" (37.5 cm) deep and from chair seat to armrest is 11.25" (28.6 cm) high. Weight capacity of chair is 450 lbs. (204 kg). Powder-coated storage cabinet includes one slide-out tray of high impact ABS plastic with dish dimensions of 14.0" wide x 20.25" deep (35.6 x 51.4 cm). Overall inside cabinet dimensions: 16.3" w x 22.0" d x 9.0" h (41.4 x 55.9 x 22.9 cm). Padded urethane storage cabinet top includes a dished compartment. Bracket and hardware are provided to mount the interchangeable cabinet on right or left side of chair. **Some assembly is required.** 10 year warranty on materials and workmanship. Shipping weight 111 lbs. (50 kg). **ΔWARNING:** Cancer - P65Warnings.ca.gov (California only)



FRONT

### 1120210 Double Blood Drawing Chair with Center Storage Cabinet

74.5" wide x 27.5" deep x 37.0" high (189.2 cm x 69.9 cm x 94.0 cm). Includes two compression-molded, nylon-filled polyester chairs with glacier white powder-coated one-inch square tubular steel frames, type 304 stainless steel foot rests, and molded urethane padded arms with integral coating and gas-assist arm lift mechanism. Seat clearance: from chair back to armrest is 14.75" (37.5 cm) deep and from chair seat to armrest is 11.25" (28.6 cm) high. Weight capacity of each chair is 450 lbs. (204 kg). Powder-coated storage cabinet includes one slide-out tray of high impact ABS plastic with dish dimensions of 14.0" wide x 20.25" deep (35.6 x 51.4 cm). Overall inside cabinet dimensions: 16.3" w x 22.0" d x 9.0" h (41.4 x 55.9 x 22.9 cm). Padded urethane storage cabinet top includes a dished compartment. Bracket and hardware are provided to mount the cabinet between the two chairs. **Some assembly is required.** 10 year warranty on materials and workmanship. Shipping weight 169 lbs. (77 kg). **ΔWARNING:** Cancer - P65Warnings.ca.gov (California only)



## Labconco Bariatric Blood Drawing Chairs

**Vinyl upholstery** is durable and easy-to-clean.

**Elevated seat** reduces back strain for the technician.



**Adjustable arms accommodate larger patients.** Arm height adjustment mechanisms move the placement front and back and up and down to accommodate larger individuals. Two easy-to-use knob mechanisms on each arm allow for incremental adjustment.

**Optional storage cabinet** constructed of epoxy-coated steel with laminate top has a slide-out tray with inside dimensions of 14.0" w x 20.25" d (35.6 x 51.4 cm). The tray is removable for cleaning. The cabinet placement is interchangeable from the left side to the right side of chair.

**Sturdy and durable chair is constructed for long life.** Rated to accommodate up to 700 pounds (318 kilograms), the chair comfortably seats larger-proportioned individuals or an adult sitting next to a smaller child. The durable frame of welded one-inch square steel tubing and formed supporting channels are coated with chemical-resistant powder epoxy.

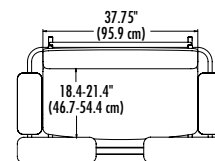
**Ten year limited warranty\*** on materials and workmanship.

**Hinged arms** may be lifted to upright vertical positions for easy chair entry and exit.

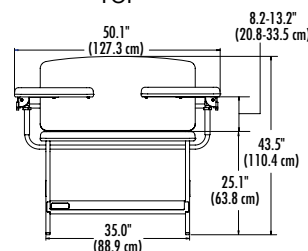


**1132200 Bariatric Blood Drawing Chair.** 50.1" wide x 30.75" deep x 43.5" high (127.3 cm x 78.1 cm x 110.4 cm). Includes gray vinyl upholstered chair and two hinged and padded arms, glacier white powder-coated one-inch square tubular steel frame, and type 304 stainless steel foot rest. A knob on each arm allows infinite adjustment of arm height from chair seat of 8.2"-13.2" (20.8-33.5 cm). A knob on each arm allows infinite adjustment of arm depth from chair back of 18.4-21.4" (46.7-54.4 cm). 10 year limited

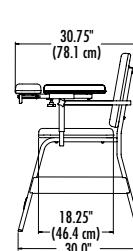
warranty on materials and workmanship.\* Weight capacity is 700 lbs. (318 kg). Shipping weight 125 lbs. (57 kg). **ΔWARNING:** Cancer - P65Warnings.ca.gov (California only)



TOP



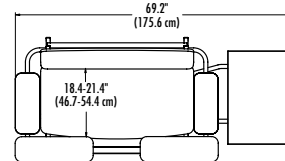
FRONT



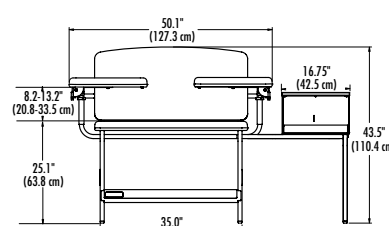
SIDE

**1132201 Bariatric Blood Drawing Chair with Storage Cabinet.** 69.2" wide x 30.75" deep x 43.5" high (175.6 cm x 78.1 cm x 110.4 cm). Includes gray vinyl upholstered chair and two hinged and padded arms, glacier white powder-coated one-inch square tubular steel frame, and type 304 stainless steel foot rest. A knob on each arm allows infinite adjustment of arm height from chair seat of 8.2"-13.2" (20.8-33.5 cm). A knob on each arm allows infinite adjustment of arm depth from chair back of 18.4-21.4" (46.7-54.4 cm). Arm lift mechanisms allow arms to be raised and maintained in vertical position. Weight capacity of chair is 700 lbs. (318 kg). Powder-coated storage cabinet with laminate top includes one slide-out tray of high impact ABS plastic with dish dimensions of 14.0" wide x 20.25" deep (35.6 x 51.4 cm). Overall inside cabinet dimensions: 16.3" w x 22.0" d x 9.0" h (41.4 x 55.9 x 22.9 cm). Bracket and hardware are provided to mount the interchangeable cabinet on right or left side of chair. **Some assembly is required.** 10 year limited warranty on materials and workmanship.\* Shipping weight 178 lbs. (81 kg).

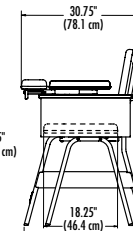
**ΔWARNING:** Cancer - P65Warnings.ca.gov (California only)



TOP



FRONT



SIDE

\*Warranty excludes normal upholstery wear.